











- Notes:
- This drawing is copyright.
 - This drawing is to be read in conjunction with all other relevant drawings.
 - All discrepancies on this drawing are to be reported to the architect.
 - Do not modify any element of this drawing.
 - Use drawing only for purpose(s) issued.

Maximum GIA - (Exc. Garages)

Schedule	Sqft	Beds	Units	Total sqft
Type A	3,775	5/6	1	3,775
Type B	3,600	5/6	2	7,200
Type C	3,100	5	1	3,100
Type D	3,350	5	1	3,350
Type E	2,950	5	2	5,900
Type F	2,700	5	2	5,400
Type G	3,100	5	1	3,100
Total			10	31,825

-  Single Storey
-  Double Storey
-  Soft Landscaping
-  Shared Driveway
-  Private Driveway
-  Native Hedgerows
-  New Tree Planting
-  Drainage Easement
-  1.8m Timber Fence
-  1.2m Timber Post and Rail

Rev	Date	Revision Notes	By	Ch
B	21.03.23	Tree removal matched to ARB report	JB	JB
A	19.03.23	Path Adjusted to ARB comments	JB	JB



Client / Contractor
 Philippa Marshall & Cheryl English

Project
 Bramcote Drive, Beeston

Drawing Title
 Indicative Masterplan

Job Number
 2203


Date Created
 March 2023

Scale@A3
 As indicated

Purpose
 Planning

Drawing Number
 2203_SP(90)04

Revision
 B



Indicative Masterplan - 10 Unit Scheme

1 : 1000